



SWIMLIFE
SWIMSPAS

This Is The Life

Your SwimLife™ Starts Now



www.swimlifeswimspas.com



Your style Your swim spa



SwimLife Swim spas have collaborated with Triathlete SHEILA TRELEAVEN enabling her to train at home for the world triathlon championships in her Swim Expert Swim spa.

A SwimLife swim spa can help you get in shape or stay fit in the comfort of your own home. Designed to offer the ultimate benefits of a swim spa, you will never have to turn, touch the walls or push yourself forward in a SwimLife swim spa. The large swim area offers you optimal swimming conditions, while the non-slip base is also perfect for aquatic fitness.

SWIMLIFE OFFERS THREE COLLECTIONS each designed for a different customer, so we're sure you'll find one right for you.

SWIMFUN a compact and versatile swim spa and a great place to play

SWIMFIT ideal for families, or anyone looking for a swim spa to teach children how to swim

SWIMEXPERT for anyone looking for top swimming performance and swim training, thanks to an adjustable current.

SWIMLIFE SWIM SPAS ARE:

- Easy to install
- Require minimal maintenance
- Can be used all year long






SwimFit Swim Spa Fit for Life's Experiences

The Ideal Universal Aquatic Gym

A generous streamlined swim tank and a flat ergonomically designed anti-slip floor allows for a variety of fitness exercises. Creating the ideal training environment with a fully adjustable current, you can easily control your workout intensity. Additionally, this swim spa is a safe and easy environment to teach your children how to swim.



1. SwimBoost Pump Design

- One 5hp SwimBoost pump in North America. One 4hp SwimBoost pump in Europe
- Producing up to 360 US Gal./1,362 Liters per minute
- One 3hp buoyancy pump




2. AquaFlex Jet Technology

- Two AquaFlex swim jets, plus buoyancy jet
- Oval design flattens the water for a smoother swim



3. AquaChannel Shell Design

- No reflective wave
- Keeps swimmer in swim lane
- Largest unobstructed swim tank
- Stabilization hip jets



4. Variable Current

- JetFlex swim system
- 3.5 mph / 5 kph
- Adjustable speed



SwimExpert Swim Spa Bringing Your Swim to Life

Experience An Extraordinary Swim

Designed to bring your swim to life with proven technology, imagine never having to turn, touch or push off from any wall. The swim current is as natural as nature itself and provides you the ability to focus on your stroke and enjoy the fluidity of the swim current adjusted to your personal swim level.

1. SwimBoost Pump Design

- Two 5hp SwimBoost pumps in North America
Two 4hp SwimBoost pumps in Europe
- Producing up to 720 US Gal./2,725 Litres per minute
- One 3hp buoyancy pump

2. AquaCurrent® Jet Technology

- Two patented AquaCurrent® swim jets, plus Buoyancy jet
- AquaBlades shred the vortex created by the pump
- Wider, deeper and smoother current than any other system on the market
- Backlit AquaCurrent® swim jets and Buoyancy jet to light the swim current

3. WaveRider Current Control

- 0 - 6.2 mph / 0 - 10 kph
- Allows the user to vary the flow at the touch of a button
- Adjustable to the level of the swimmer from novice to triathlete
- WaveRider is standard on all SwimExperts


4. SwimChannel Shell Design

- No reflective wave
- Keeps swimmer in swim lane
- Largest unobstructed swim tank
- Stabilization hip jets

5. FORM® Swim Goggles*

- Fitness Coach that swims with you
- Optical display showing time, distance and pace
- Real time metrics
- Measure, track & customize your workouts on the accompanying app

* Standard with the SwimExpert Models.



1.



2.



3.



4.



5.



Enjoy Life

SwimLife™ is determined to improve the lives of our customers through leading edge technology and offering a different approach to owning a SwimLife Swim Spa. We want to be seen as the brand spearheading innovations in swim spa technology.

Our hydraulically-balanced plumbing ensures the correct water pressure is always there for you in the hydrotherapy jets. This offers the user fingertip control of the swim current from inside the swim area.

SwimLife is in the swim spa business for life and the only way to ensure success is to innovate, design, and produce the highest-quality swim spas possible.



Water Workouts by SwimLife

Featuring the AquaStrength Fitness Kit

With an overall focus on cardio and strength, these workouts use the principles of drag resistance to create the most efficient workout possible. Whether you're looking for performance, or a slow return to fitness, drag resistance uses the positioning of the AquaStrength fitness tools provided to create a custom workout experience.

Working out in your own swim spa has a lot of benefits:

1. Home Gym

WORK OUT IN THE CONVENIENCE OF YOUR OWN HOME

2. Low impact

EASY ON YOUR BODY

3. Built In Treadmill Technology

EASY TO USE

4. AquaStrength Drag Resistance Training Program

GET STRONGER, FASTER

5. Free Training Videos

GET THE MOST OUT OF YOUR SWIM SPA AND YOURSELF

AquaStrength Drag Resistance Program

**THESE PROGRAMS WERE DEVELOPED TO
BE ACCESSIBLE FOR ALL FITNESS LEVELS**

ACTIVE AGING WORKOUT (BEGINNER)

Move to support your cardiovascular health! This session provides the opportunity to tone muscles in a gentle and low impact environment. With a goal of staying in the aerobic zone, this 30-minute workout will improve mobility and balance by focusing on the barbell and utilizing a series of unilateral movements.

EVERY BODY WORKOUT (INTERMEDIATE)

Keep moving and enjoying the water! Challenge yourself or go with the flow in this 30-minute functional workout. With a primary focus on core strength, with some added attention to lower body, this workout is suitable for all levels. Use drag resistance to build strength and get your heart pumping.

WEEKEND WARRIOR WORKOUT (ADVANCED)

The ultimate challenge! This session will leave you breathless and feeling strong through a total body workout that tests coordination, strength and endurance. Using a variety of push and pull movements to build strength, intensity is increased through the addition of plyometric movements, fast feet, and very few breaks.



INCLUDED IN THE AQUASTRENGTH FITNESS KIT:

AQUATIC TRAINING BELLS: Used specifically to target upper body, the bells are used individually to build strength and muscle tone, or together to improve stability and coordination.

AQUATIC BARBELL: A unique and fun-to-use piece of equipment, the barbell helps to improve stability, balance, and coordination.

AQUATIC TRAINING FINS: Designed for lower body strength, these comfortable fins provide resistance in all directions.



1.

2.

3.

4.

5.



MASSAGE

The SwimLife Swim Spa Massage

There are 3 areas that make up a great massage: the jets, the jet placement and the seating. The combination of these three aspects set the industry standard for hydrotherapy in a swim spa.

1. Hydraulically-Balanced Massage

E-CLASS JETTING

- Exclusive e-class jets use a hydraulically-balanced mixture of air and water
- Designed to give a balance between a deep and soft tissue massage



2. Jet Patterns are Ergonomically Placed

JET PLACEMENT


- Designed to work different muscle groups
- Arranged in a pattern to give superior hydrotherapy benefits



3. Ergonomically-Designed Seating

COMFORT WITH YOU IN MIND

- Multi-level seating for people of different heights
- Recessed jetting





FILTRATION

The Clean and Clear Micro-Filtration Water Management System

Experience the clean, clear micro-filtration system of SwimLife™. With its unique dual-filtration technology you can be assured that our swim spas will provide you with a clean and safe aquatic experience.



1.

1. Dual Filtration

- Located on either side of the swim spa
- The flow directs debris and oils towards the side of the swim spa for removal by the dual skimmers
- Increases flow rate of water to the pumps



2.

2. Dual Skimmers

- No need for skim net
- Pulls any debris off the surface water of the swim spa
- Less time cleaning
- More time swimming



3.

3. Dual Strainer Racks

- Traps large debris before it gets to the pump
- Protects & increases the life of your micro-filter
- Less time cleaning the filter



4.

4. 100 Square Feet of Filtration

- 2 x 50 square foot filters
- Easy access
- Out of contact and sight



5.

5. ClearStream* Mineral Based System

A) Natural

- Minerals are commonly found in drinking water and provide several health benefits

B) Convenient

- Once the ClearStream system is turned on, there is no regular maintenance or service required

C) Unique

- Copper: A natural algacide.
- Silver: A natural sanitizer.
- Zinc: A natural water softener

D) Oxidize

- Ozone System oxidizes the swim spa water

* ClearStream system is optional on the SwimFun only and is standard on the other models. The Ozone System is an option on all models.



ENERGY EFFICIENCY

Thermalmax™ Heat Management System

A SwimLife Swim Spa is Designed for Year Round Enjoyment

Life does not end when the snow falls. The engineering that goes into our SwimLife™ Swim Spa ensures 365 days of fun and fitness. You might feel inclined to spend the winter hibernating. But one doesn't invest in a great quality swim spa just to have it closed all winter, right? In fact, winter is probably the ideal season to enjoy your swim spa. Immerse yourself in the benefits of an all-season swimming pool, hot tub and exercise pool all-in-one, right in your own backyard.



1.

1. Northern Heat Sync Blanket

MADE FOR THE HARSHTEST CLIMATES

- Reflects the waste heat of the pumps back into the swim spa
- Increases insulation value
- Decreases the need for the swim spa heater



2.

2. High Temperature Thermal Shield Insulation*

WRAPS THE SWIM TANK

- Foam covers shell and plumbing of the swim spa
- Helps the swim tank retain heat
- Great R-value



3.

3. StormShield Hardcover

CREATE YOUR ALL-WEATHER SWIM SPA

- Safety locks on all sides
- Locks heat in – keeps cold out
- Heavy-duty tapered safety locking cover



4.

4. Heat Retention System

USING THERMALMAX TECHNOLOGY

- Creates a convection oven in the cabinet
- Utilizes the waste heat that the motors create
- Black plumbing (pipes) absorb the heat created by the swim spa motors
- Insulated floor



5.

5. Thermalmax Vents

TELESCOPIC VENT CONTROLS

- Lock the heat in during fall and winter
- Let the motors breathe in the spring and summer to prevent overheating
- Maximize energy efficiency for any season

Choosing a SwimLife Swim Spa

The first thing to consider is the swim system. Make sure the system you choose has enough power to deliver the results you want.

Consider its use. Are you an everyday athlete, a triathlete, or getting a swim spa for casual family fun? If you are a serious swimmer, then look for a swim jet system that provides a smooth turbulence-free swim current and provides a flow rate that is able to produce a current you are comfortable swimming in.

If you want the ability to alter the resistance to allow you to customize your swim, then you should consider the SwimExpert swim spa models. Whichever swim spa you and your family selects will become a new way of life.

SWIMFUN at a Glance



MODEL
PLAYSTREAM 12




Image Courtesy of Jacuzzi of Ontario, Ancaster ON, Canada

SWIMFIT at a Glance



MODEL
SWIMSTREAM 14



MODEL
AQUASTREAM 17




MODEL
DUALSTREAM 19

SWIMEXPERT at a Glance



MODEL
SWIMSTREAM 14




MODEL
AQUASTREAM 17



MODEL
DUALSTREAM 19



SWIMFUN MODEL PLAYSTREAM 12



Shell Dimension:
150" x 93"
381 cm x 236.22 cm

Height:
48.75"
123.83 cm

Volume:
1,229 US Gal. / 4,670 L

Weight full:
12,277 lbs / 5,570 kg

Weight Empty:
1,984 lbs / 900 kg

Hydrotherapy Seating:
9 person

HYDROGUIDE			
12ft. SWIMFUN SWIMSPA	AMBIENT OUTDOOR TEMPERATURE:	N. AMERICAN MONTHLY COST:	EUROPEAN MONTHLY COST:
This swim spa meets or exceeds the energy efficiency standards defined by the state of California.	LOW: 45° F / 7° C	\$73.66 USD	€ 107.64
	HIGH: 75° F / 24° C	\$33.26 USD	€ 48.61
Specific Pump Power: N. American 13.76 W/GPM - European 50.23 W/(m³/h)			

SWIMFIT

MODEL SWIMSTREAM 14



Shell Dimension:
174" x 93"
441.96 cm x 236.22 cm

Height:
52.75"
133.99 cm

Volume:
1,900 US Gal. / 7,220 L

Weight Full:
18,445 lbs / 8,369 kg

Weight Empty:
2,532 lbs / 1,149 kg

Hydrotherapy Seating:
2 person

HYDROGUIDE			
14ft. SWIMFIT SWIMSPA			
<small>This swim spa meets or exceeds the energy efficiency standards defined by the state of California.</small>			
AMBIENT OUTDOOR TEMPERATURE:	N. AMERICAN MONTHLY COST:	EUROPEAN MONTHLY COST:	
LOW: 45° F / 7° C	\$97.85 USD	€ 142.99	
HIGH: 75° F / 24° C	\$44.17 USD	€ 64.55	
<small>Specific Pump Power: N. American 9.70 W/GPM - European 43.38 W/(m³/h)</small>			

SWIMEXPERT

MODEL SWIMSTREAM 14



Shell Dimension:
174" x 93"
441.96 cm x 236.22 cm

Height:
52.75"
133.99 cm

Volume:
1,900 US Gal. / 7,220 L

Weight Full:
18,445 lbs / 8,369 kg


Weight Empty:
2,532 lbs / 1,149 kg

Hydrotherapy Seating:
2 person

HYDROGUIDE			
14ft. SWIMEXPERT SWIMSPA			
<small>This swim spa meets or exceeds the energy efficiency standards defined by the state of California.</small>			
AMBIENT OUTDOOR TEMPERATURE:	N. AMERICAN MONTHLY COST:	EUROPEAN MONTHLY COST:	
LOW: 45° F / 7° C	\$97.85 USD	€ 142.99	
HIGH: 75° F / 24° C	\$44.17 USD	€ 64.55	
<small>Specific Pump Power: N. American 9.32 W/GPM - European 42.78 W/(m³/h)</small>			

SWIMFIT

MODEL AQUASTREAM 17



Shell Dimension:
210" x 93"
533.40 cm x 236.22 cm

Height:
52.75"
133.99 cm

Volume:
2,400 US Gal. / 9,120 L

Weight Full:
22,990 lbs / 10,431 kg


Weight Empty:
2,890 lbs / 1,311 kg

Hydrotherapy Seating:
2 person

HYDROGUIDE			
17ft. SWIMFIT SWIMSPA	AMBIENT OUTDOOR TEMPERATURE:	N. AMERICAN MONTHLY COST:	EUROPEAN MONTHLY COST:
This swim spa meets or exceeds the energy efficiency standards defined by the state of California.	LOW: 45° F / 7° C	\$129.38 USD	€ 189.07
	HIGH: 75° F / 24° C	\$58.43 USD	€ 85.38
Specific Pump Power: N. American 9.70 W/GPM - European 43.38 W/(m³/h)			

SWIMEXPERT

MODEL AQUASTREAM 17



Shell Dimension:
210" x 93"
533.40 cm x 236.22 cm

Height:
52.75"
133.99 cm

Volume:
2,400 US Gal. / 9,120 L

Weight Full:
22,990 lbs / 10,431 kg

Weight Empty:
2,890 lbs / 1,311 kg

Hydrotherapy Seating:
2 person

HYDROGUIDE			
17ft. SWIMEXPERT SWIMSPA	AMBIENT OUTDOOR TEMPERATURE:	N. AMERICAN MONTHLY COST:	EUROPEAN MONTHLY COST:
This swim spa meets or exceeds the energy efficiency standards defined by the state of California.	LOW: 45° F / 7° C	\$129.38 USD	€ 189.07
	HIGH: 75° F / 24° C	\$58.43 USD	€ 85.38
Specific Pump Power: N. American 9.32 W/GPM - European 42.78 W/(m³/h)			

SWIMFIT

MODEL DUALSTREAM 19



Shell Dimension:
226" x 93"
574.04 cm x 236.22 cm

Height:
52.75"
133.99 cm

Volume:
2076 US Gal. / 7,857 L

Weight Full:
21,317 lbs / 9,672 kg

Weight Empty:
4,000 lbs / 1,815 kg

Hydrotherapy Seating:
5 person

HYDROGUIDE			
19ft. SWIMFIT SWIMSPA	AMBIENT OUTDOOR TEMPERATURE:	N. AMERICAN MONTHLY COST:	EUROPEAN MONTHLY COST:
This swim spa meets or exceeds the energy efficiency standards defined by the state of California.	LOW: 45° F / 7° C	\$100.22 USD	€ 146.46
	HIGH: 75° F / 24° C	\$45.25 USD	€ 66.13
Specific Pump Power: N. American 9.70 W/GPM - European 43.38 W/(m³/h)			

SWIMEXPERT

MODEL DUALSTREAM 19



Shell Dimension:
226" x 93"
574.04 cm x 236.22 cm

Height:
52.75"
133.99 cm

Volume:
2,076 US Gal. / 7,857 L

Weight Full:
21,317 lbs / 9,672 kg

Weight Empty:
4,000 lbs / 1,815 kg

Hydrotherapy Seating:
5 person

HYDROGUIDE			
19ft. SWIMEXPERT SWIMSPA	AMBIENT OUTDOOR TEMPERATURE:	N. AMERICAN MONTHLY COST:	EUROPEAN MONTHLY COST:
This swim spa meets or exceeds the energy efficiency standards defined by the state of California.	LOW: 45° F / 7° C	\$100.22 USD	€ 146.46
	HIGH: 75° F / 24° C	\$45.25 USD	€ 66.13
Specific Pump Power: N. American 9.32 W/GPM - European 42.78 W/(m³/h)			

The Life of the Party



Personalize Your SwimLife Swim Spa

1. Shell Options*

Choose from Alpine Mist, Silver Marble and Pure White acrylic finishes.

2. Everlast Cabinet Options*

Choose from Midnight or Driftwood Everlast Cabinet finishes.

Above-Ground Installations Never Looked So Good

Whether it is a stand alone swim spa or one built into a deck, the SwimLife™ Swim Spa is a perfect addition to any backyard.

3. Cover Options

A. Floating Summer Cover

Keeping your swim spa warm and ready for spontaneous usage while conserving energy and staying secure to prevent unwanted debris from entering your swim spa. This should be used as an addition to a hard cover.

B. Insulating Safety Hardcover

This hardcover option is made from durable marine grade vinyl. When installed in the closed position, it completely seals the top of the swim spa for improved energy efficiency.

C. Rollaway Spa Cover

This next generation one-piece spa cover creates a complete seal at the top of the swim spa. This locks in the heat, lowering energy consumption and cost. The Rollaway Spa Cover design enables you to roll the cover off in less than 60 seconds, providing immediate access to the swim spa for swimming, aqua fitness and hydrotherapy.

4. SwimSync App**

A smartphone app that is designed as wireless swim spa control that allows you to pick the water care settings to suit your schedule. You can adjust filtration, your temperature settings and create ideal experiences in your swim spa from anywhere in the world.

** May not be exactly as shown & smartphone not included.

5. Ez Ultra Pure Ozonator

When mixed with water, ozone is a highly-effective oxidizer that assists in removing unwanted contaminants from the swim spa water.

6. Galaxy Lighting Upgrade

This upgrade to LED lights offers strategically-placed lighting that illuminates all of the top-mounted control valves. They are brilliantly colored and sequenced through a range of colors when turned on or can be locked onto one preferred color. These lights are also complemented by LED lights that illuminate the waterfall jet(s) discreetly from behind.

7. Aquatic Rowing Kit

Is a combination of stainless steel oars and resistance bands that attach to swivel anchors allowing you to do the full rowing motion.

8. 48" Wall-Mounted Exercise Bar†

This can be mounted within the interior of the swim spa and is intended to act as a stabilizing bar for stretching and various other activities. Alternately, the wall mounted exercise bar can be installed on nearby walls for safety purposes as well.

9. Auxiliary Heater Bypass Loop

When your installation calls for an auxiliary heater, our swim spas can be built with special plumbing that will easily and reliably allow for the addition of a heater. (Includes all of the required plumbing and a check valve for performance and safety).




10. Solid State Frame

Perfect for any in-ground or indoor installation. The solid state frame provides a sturdy framework for any customer to attach the decking or stone work to finish the project.

1A. Alpine Mist



2A. Midnight



3A.



1B. Silver Marble



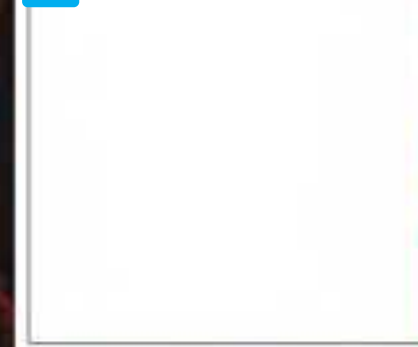
2B. Driftwood



3B.



1C. Pure White



3C.



4.



5.



6.



The Clear Choice

ClearStream* is the World's Only Mineral-Based Water Purification System that Uses Nature's Way of Purifying Water
 Making life more simple with the most-efficient water purification system in the world

1. Natural

- ClearStream significantly reduces the need for chlorine or bromine
- Minerals are commonly found in drinking water and provide several health benefits
- Minerals are always active
- Fewer water changes
- Less pH balancing

2. Convenient

- Once the ClearStream system is turned on, there is no regular maintenance or service required
- Every ClearStream system is electronically calibrated at the factory so the output is set for each specific swim spa model
- Remote keypad for ClearStream system is located on the cabinet



* Optional on SwimFun and standard on all other models.

3. Unique

- COPPER: A natural algacide
- Silver: A natural sanitizer
- Zinc: A natural water softener

4. Oxidize

- With every ClearStream System add the optional Ozonator to oxidize the swim spa water



Image Courtesy of Hydrolife, England

FORM[®] Swim Goggles^{*} The Future Is Here.

The only swim goggles with a smart display that delivers metrics like split times and distance as you swim. The see-through display can be worn over the left or right eye. FORM[®] Swim Goggles have a battery life of 16 hours swim time. Developed in collaboration with top competitive swimmers and coaches, the FORM Smart Swim Goggles are the missing piece in every swim spa swimmer's swim bag.

FORM[®] Follows Function

- FITNESS COACH THAT SWIMS WITH YOU.
- OPTICAL DISPLAY SHOWING TIME, DISTANCE AND PACE.
- REAL TIME METRICS.
- MEASURES, TRACKS AND CUSTOMIZE YOUR WORKOUTS ON THE APP



Now you can truly understand and take control of your swimming.



* Optional.





Life is **What You Make It**

MODEL PLAYSTREAM 12



SWIMFUN
SWIM SPA

SERIES

DIMENSIONS	150 X 93" X 48.75" / 381 CM X 236.22 CM X 123.83 CM
DRY WEIGHT	1,984 LBS / 900 KG
TOTAL FILLED WEIGHT	12,277 LBS / 5,570 KG
TOTAL FILLED VOLUME	1,229 US GAL. / 4,670 L
PUMP 1	2 SPEED 3 HP (EU) / 2 SPEED 4HP (NA)
PUMP 2	2 SPEED 3 HP (EU) / 2 SPEED 4HP (NA)
PUMP 3	-
FILTRATION SKIMMER	1X 50 SQ. FT. FILTER 1X LILY PAD SKIMMER
CLEARSTREAM WATER MANAGEMENT SYSTEM	OPTIONAL
PROGRAMMABLE FILTRATION CYCLES	YES
ULTRA PURE OZONE SYSTEM	OPTIONAL
HYDROTHERAPY SEATING CAPACITY	9 PERSONS
PILLOWS	4
HIGH FLOW CORE STREAM SWIM JETS	2
HIGH FLOW AQUASTREAM SWIM JETS	NO
HIGH PERFORMANCE WIDE STREAM JETS	NO
BACK THERAPY JETS	28
LEG THERAPY JETS	4
ADJUSTABLE THIGH JETS	NO
TOTAL THERAPY JETS	32
WAVE RIDER CONTROL SYSTEM	NO
SWIMFALL WATERFALLS	4
SWIMLIFE WATERFALL LIGHTING	4
CORE STREAM JET LIGHTING	1
UNDERWATER LED SAFETY LIGHTING	2
24" STEEL BAR (SWIM END)	OPTIONAL
STAINLESS STEEL HEATER	1 X 3KW (EU) 1 X 4KW (NA)
ADDITIONAL HEATER	OPTIONAL
NORTHERN HEAT SYNC BLANKET	YES
STORMSHIELD HARD COVER	OPTIONAL
ROLLAWAY SPA COVER	OPTIONAL
ROLLAWAY SPA COVER STORAGE BRACKETS	OPTIONAL
HEAT RETENTION SYSTEM	YES
THERMALAX VENTS	2
AUXILIARY HEATER BYPASS LOOP	OPTIONAL
THERMAL SHIELD INSULATION PACKAGE UPGRADE	YES
AQUA FITNESS PACKAGE	OPTIONAL
AQUA ROWING KIT	OPTIONAL
SWIMSYNC APP	OPTIONAL
ACRYLIC COLOUR	SILVER MARBLE
CABINET COLOUR	DRIFTWOOD

MODEL SWIMSTREAM 14



SWIMFIT
SWIM SPA



SWIMEXPERT
SWIM SPA

SERIES

DIMENSIONS	174" X 93" X 52.75" / 441.96 CM X 236.22 CM X 133.98 CM	174" X 93" X 52.75" / 441.96 CM X 236.22 CM X 133.98 CM
DRY WEIGHT	2532 LBS / 1149 KG	2532 LBS / 1149 KG
TOTAL FILLED WEIGHT	18,445 LBS / 8369 KG	18,445 LBS / 8369 KG
TOTAL FILLED VOLUME	1900 US GAL. / 7220 L	1900 US GAL. / 7220 L
PUMP 1	2 SPEED 3 HP (EU) / 2 SPEED 3 HP (NA)	2 SPEED 3 HP (EU) / 2 SPEED 3 HP (NA)
PUMP 2	1 SPEED 4 HP (EU) / 1 SPEED 5 HP (NA)	1 SPEED 4 HP (EU) / 1 SPEED 5 HP (NA)
PUMP 3	-	1 SPEED 4 HP (EU) / 1 SPEED 5 HP (NA)
DUAL FILTRATION	2X 50 SQ. FT. FILTERS	2X 50 SQ. FT. FILTERS
DUAL SKIMMERS	2X SKIMMERS	2X SKIMMERS
DUAL STRAINER RACKS	2X STRAINERS	2X STRAINERS
CLEARSTREAM WATER MANAGEMENT SYSTEM	YES	YES
PROGRAMMABLE FILTRATION CYCLES	YES	YES
ULTRA PURE OZONE SYSTEM	OPTIONAL	OPTIONAL
HYDROTHERAPY SEATING CAPACITY	2 PERSONS	2 PERSONS
PILLOWS	2	2
HIGH FLOW CORE STREAM SWIM JETS	1	1
HIGH FLOW AQUASTREAM SWIM JETS	2	NO
HIGH PERFORMANCE WIDE STREAM JETS	NO	2
BACK THERAPY JETS	16	16
LEG THERAPY JETS	4	4
ADJUSTABLE THIGH JETS	2	4
TOTAL THERAPY JETS	22	24
WAVE RIDER CONTROL SYSTEM	NO	YES
SWIMFALL WATERFALLS	3	3
SWIMLIFE WATERFALL LIGHTING	3	3
CORE STREAM JET LIGHTING	1	1
UNDERWATER LED SAFETY LIGHTING	2	2
GALAXY LIGHTING UPGRADE	OPTIONAL	OPTIONAL
24" STEEL BAR (SWIM END)	YES	YES
48" STEEL BAR (LEFT HAND SIDE)	OPTIONAL	OPTIONAL
STAINLESS STEEL HEATER	1 X 3KW (EU) - 1 X 4KW (NA)	1 X 4KW (EU) - 1 X 5.5 (NA)
ADDITIONAL HEATER	OPTIONAL	OPTIONAL
NORTHERN HEAT SYNC BLANKET	YES	YES
STORMSHIELD HARD COVER	OPTIONAL	OPTIONAL
ROLLAWAY SPA COVER	OPTIONAL	OPTIONAL
ROLLAWAY SPA COVER STORAGE BRACKETS	OPTIONAL	OPTIONAL
HEAT RETENTION SYSTEM	YES	YES
THERMALAX VENTS	2	2
AUXILIARY HEATER BYPASS LOOP	OPTIONAL	OPTIONAL
THERMAL SHIELD INSULATION PACKAGE	YES	YES
AQUA FITNESS PACKAGE	OPTIONAL	OPTIONAL
FORM® SMART SWIM GOGGLES	OPTIONAL	YES
AQUA ROWING KIT	OPTIONAL	OPTIONAL
SWIMSYNC APP	OPTIONAL	OPTIONAL
ACRYLIC COLOURS	ALPINE MIST, PURE WHITE, SILVER MARBLE	ALPINE MIST, PURE WHITE, SILVER MARBLE
CABINET COLOURS	DRIFTWOOD, MIDNIGHT	DRIFTWOOD, MIDNIGHT

MODEL

AQUASTREAM 17



SWIMFIT SWIM SPA



SWIMEXPERT SWIM SPA

SERIES

DIMENSIONS	210" X 93" X 52.75" / 533.40 CM X 236.22 CM X 133.98 CM	210" X 93" X 52.75" / 533.40 CM X 236.22 CM X 133.98 CM
DRY WEIGHT	2,890 LBS / 1,311 KG	2,890 LBS / 1,311 KG
TOTAL FILLED WEIGHT	22,990 LBS / 10,431 KG	22,990 LBS / 10,431 KG
TOTAL FILLED VOLUME	2,400 US GAL. / 9,120 L	2,400 US GAL. / 9,120 L
PUMP 1	2 SPEED 3 HP (EU) / 2 SPEED 3 HP (NA)	2 SPEED 3HP (EU) / 2 SPEED 3HP (NA)
PUMP 2	1 SPEED 4 HP (EU) / 1 SPEED 5 HP (NA)	1 SPEED 4HP (EU) / 1 SPEED 5HP (NA)
PUMP 3	-	1 SPEED 4HP (EU) / 1 SPEED 5HP (NA)
DUAL FILTRATION	2X 50 SQ FT. FILTERS	2X 50 SQ FT. FILTERS
DUAL SKIMMERS	2X SKIMMERS	2X SKIMMERS
DUAL STRAINER RACKS	2X STRAINERS	2X STRAINERS
CLEARSTREAM WATER MANAGEMENT SYSTEM	YES	YES
PROGRAMMABLE FILTRATION CYCLES	YES	YES
ULTRA PURE OZONE SYSTEM	OPTIONAL	OPTIONAL
HYDROTHERAPY SEATING CAPACITY	2 PERSONS	2 PERSONS
PILLOWS	2	2
HIGH FLOW CORE STREAM SWIM JETS	1	1
HIGH FLOW AQUASTREAM SWIM JETS	2	NO
HIGH PERFORMANCE WIDE STREAM JETS	NO	2
BACK THERAPY JETS	16	16
LEG THERAPY JETS	4	4
ADJUSTABLE THIGH JETS	2	4
TOTAL THERAPY JETS	22	24
WAVE RIDER CONTROL SYSTEM	NO	YES
SWIMFALL WATERFALLS	3	3
SWIMLIFE WATERFALL LIGHTING	3	3
CORE STREAM JET LIGHTING	1	1
UNDERWATER LED SAFETY LIGHTING	2	2
GALAXY LIGHTING UPGRADE	OPTIONAL	OPTIONAL
24" STEEL BAR (SWIM END)	YES	YES
48" STEEL BAR (LEFT HAND SIDE)	OPTIONAL	OPTIONAL
STAINLESS STEEL HEATER	1 X 3KW (EU) - 1 X 4KW (NA)	1 X 4KW (EU) - 1 X 5.5 KW (NA)
ADDITIONAL HEATER	OPTIONAL	OPTIONAL
NORTHERN HEAT SYNC BLANKET	YES	YES
STORMSHIELD HARD COVER	OPTIONAL	OPTIONAL
ROLLAWAY SPA COVER	OPTIONAL	OPTIONAL
ROLLAWAY SPA COVER STORAGE BRACKETS	OPTIONAL	OPTIONAL
HEAT RETENTION SYSTEM	YES	YES
THERMALAX VENTS	2	2
AUXILIARY HEATER BYPASS LOOP	OPTIONAL	OPTIONAL
THERMAL SHIELD INSULATION PACKAGE	YES	YES
AQUA FITNESS PACKAGE	OPTIONAL	OPTIONAL
FORM® SMART SWIM GOGGLES	OPTIONAL	YES
AQUA ROWING KIT	OPTIONAL	OPTIONAL
SWIMSYNC APP	OPTIONAL	OPTIONAL
ACRYLIC COLOURS	ALPINE MIST, PURE WHITE, SILVER MARBLE	ALPINE MIST, PURE WHITE, SILVER MARBLE
CABINET COLOURS	DRIFTWOOD, MIDNIGHT	DRIFTWOOD, MIDNIGHT

MODEL

DUALSTREAM 19



SWIMFIT SWIM SPA



SWIMEXPERT SWIM SPA

SERIES

DIMENSIONS	226" X 93" X 52.75" / 574.04 CM X 236.22 CM X 133.98 CM	226" X 93" X 52.75" / 574.04 CM X 236.22 CM X 133.98 CM
DRY WEIGHT	4,000 LBS / 1,815 KG	4,000 LBS / 1,815 KG
TOTAL FILLED WEIGHT	21,317 LBS / 9,672 KG	21,317 LBS / 9,672 KG
TOTAL FILLED VOLUME	2,076 US GAL. / 7,857 L	2,076 US GAL. / 7,857 L
PUMP 1	SWIM 2 SPEED 3 HP (EU) / SWIM 2 SPEED 3 HP (NA)	SWIM 2 SPEED 3 HP (EU) / SWIM 2 SPEED 3 HP (NA)
PUMP 2	SWIM 1 SPEED 4 HP (EU) / SWIM 1 SPEED 5 HP (NA)	SWIM 1 SPEED 4 HP (EU) / SWIM 1 SPEED 5 HP (NA)
PUMP 3		SWIM 1 SPEED 4 HP (EU) / SWIM 1 SPEED 5 HP (NA)
HOT TUB PUMP 1	SPA 2 SPEED 3HP (EU) / SPA 2 SPEED 3HP (NA)	SPA 2 SPEED 3 HP (EU) / SPA 2 SPEED 3 HP (EU)
DUAL FILTRATION	2X 50 SQ FT. FILTERS / HOT TUB 1X 50 SQ FT	2X 50 SQ FT. FILTERS / HOT TUB 1X 50 SQ FT
DUAL SKIMMERS	2X SKIMMERS (SWIM SPA), 1X SKIMMER (HOT TUB),	2X SKIMMERS (SWIM SPA), 1X SKIMMER (HOT TUB),
DUAL STRAINER RACKS	2X STRAINERS	2X STRAINERS
CLEARSTREAM WATER MANAGEMENT SYSTEM	YES - ON SWIM SPA SIDE ONLY, NOT AVAILABLE ON HOT TUB SIDE	YES - ON SWIM SPA SIDE ONLY, NOT AVAILABLE ON HOT TUB SIDE
PROGRAMMABLE FILTRATION CYCLES	YES	YES
ULTRA PURE OZONE SYSTEM	OPTIONAL	OPTIONAL
HYDROTHERAPY SEATING CAPACITY	5 PERSONS	5 PERSONS
PILLOWS	4	4
HIGH FLOW CORE STREAM SWIM JETS	1	1
HIGH FLOW AQUASTREAM SWIM JETS	2	NO
HIGH PERFORMANCE WIDE STREAM JETS	NO	2
BACK THERAPY JETS	29	29
LEG THERAPY JETS	9	9
ADJUSTABLE THIGH JETS	2	4
TOTAL THERAPY JETS	40 (2 SWIM SPA / 38 HOT TUB)	42 (4 SWIM SPA / 38 HOT TUB)
WAVE RIDER CONTROL SYSTEM	NO	YES
SWIMFALL WATERFALLS	3	3
SWIMLIFE WATERFALL LIGHTING	3	3
CORE STREAM JET LIGHTING	1	1
UNDERWATER LED SAFETY LIGHTING	3 (2 SWIM SPA / 1 HOT TUB)	3 (2 SWIM SPA / 1 HOT TUB)
GALAXY LIGHTING UPGRADE	OPTIONAL	OPTIONAL
24" STEEL BAR (SWIM END)	YES	YES
48" STEEL BAR (LEFT HAND SIDE)	OPTIONAL	OPTIONAL
STAINLESS STEEL HEATER	(SWIM) 1X 4KW ((SPA) 1X 4KW (NA) (SWIM) 1X 3KW (SPA) 1X 3KW (EU)	(SWIM) 1 X 5.5KW - (SPA) 1 X 4KW (NA) (SWIM) 1 X 4 KW - (SPA) 1 X 3KW (EU)
ADDITIONAL HEATER	OPTIONAL	OPTIONAL
NORTHERN HEAT SYNC BLANKET	YES	YES
STORMSHIELD HARD COVER	OPTIONAL	OPTIONAL
ROLLAWAY SPA COVER	OPTIONAL	OPTIONAL
ROLLAWAY SPA COVER STORAGE BRACKETS	OPTIONAL	OPTIONAL
HEAT RETENTION SYSTEM	YES	YES
THERMALAX VENTS	2	2
AUXILIARY HEATER BYPASS LOOP	OPTIONAL	OPTIONAL
THERMAL SHIELD INSULATION PACKAGE	YES	YES
AQUA FITNESS PACKAGE	OPTIONAL	OPTIONAL
FORM® SMART SWIM GOGGLES	OPTIONAL	YES
AQUA ROWING KIT	OPTIONAL	OPTIONAL
SWIMSYNC APP	OPTIONAL	OPTIONAL
ACRYLIC COLOURS	ALPINE MIST, PURE WHITE, SILVER MARBLE	ALPINE MIST, PURE WHITE, SILVER MARBLE
CABINET COLOURS	DRIFTWOOD, MIDNIGHT	DRIFTWOOD, MIDNIGHT

We Bring Life To The World

At SwimLife™ we are determined to improve the lives of our customers worldwide with the promise of leading-edge technology and by offering a unique approach to owning a swim spa.

We strive to be seen as the brand spearheading innovations in swim spa technology, through advanced technology like our hydraulically-balanced plumbing that ensures the correct water pressure arrives at the hydrotherapy jets. Our WaveRider control offers fingertip control of the swim current from inside the swim area.

SwimLife™ is in the swim spa business for life. The only way to ensure success is to produce, offer and innovate the highest quality swim spas possible.

SwimLife Retailers Can Be Found Around The World

USA Retailers

Arizona
California
Colorado
Florida
Hawaii
Ohio
Michigan
Minnesota
Missouri
Montana
Nevada
Oregon
Utah
Virginia
Wisconsin

Canadian Retailers

Alberta
British Columbia
Manitoba
Ontario
Quebec
Saskatchewan

European Retailers

Benelux
France
Italy
Norway
Poland
Romania
Sweden
United Kingdom

South American Retailers

Brazil
Chile



This Is The Life



SWIMLIFE
SWIMSPAS

This Is The Life

www.swimlifeswimspas.com

