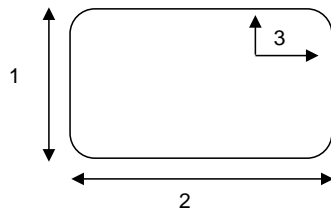


1.

2.

3.

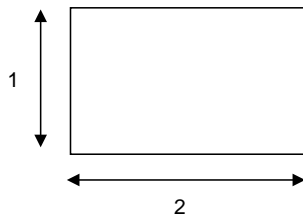
4.



1.

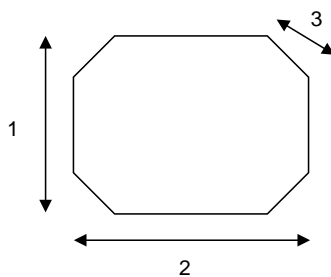
2.

3.



1.

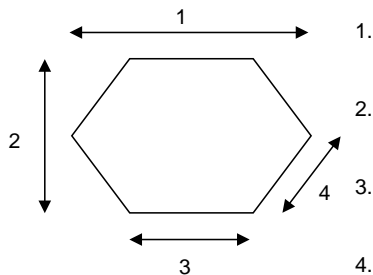
2.



1.

2.

3.



1.

2.

3.

4.

Inches

Inches

Inches

Inches

Inches

Inches

Inches

Inches

Inches

Inches

Inches

Inches

Inches

Inches

Inches

Inches

Inches

Inches

- * Use Outside Spa Lip Dimensions
- * Template maybe required for shape other than above
- * Your Cover will be made to the dimensions provided by you
- * Draw a Line to indicate the fold direction
- * Indicate strap and handle position

Customer Name _____

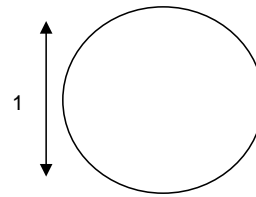
Customer Phone _____

Customer Signature _____

Spa Model _____

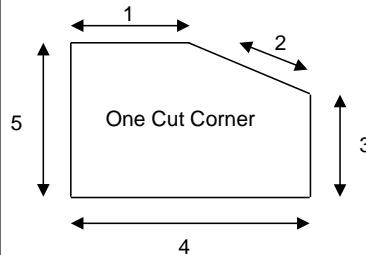
Spa Brand _____

Spa Year _____



1.

Inches



1.

Inches

2.

Inches

3.

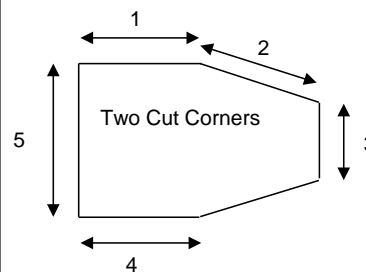
Inches

4.

Inches

5.

Inches



1.

Inches

2.

Inches

3.

Inches

4.

Inches

5.

Inches

Bi-Fold

Quadfold

4" to 2"

4" to 3"

5" to 3"

5" to 4"

6" to 4"

Upgrades

Walk ON

Better

Best

Gazebo Handles

Skirt Overlap

Full Centre Seal

Triple Stitched Straps

4 Mil

6 Mil

Colour
NameColour
Number

Skirt Length in inches =

Corner Radius =

Strap Position from Centre of Lock to Lock

Length of Strap from Bottom of Skirt